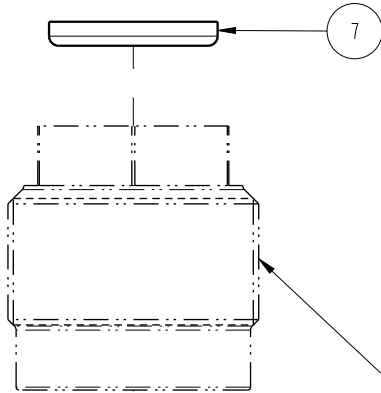
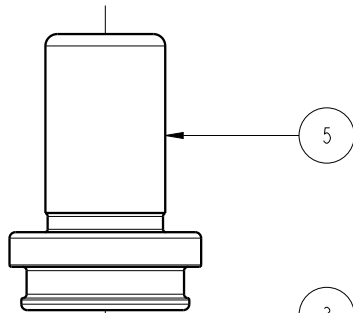
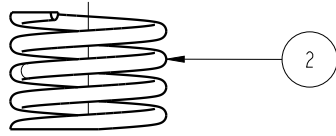


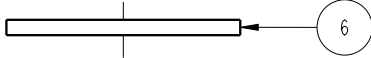
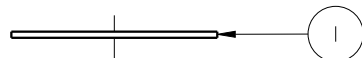
NO	QTY	PART NO	DESCRIPTION	STD SEAL KIT	FKM SEAL KIT	SPRING KIT
1	1	23050008	WASHER	X	X	X
2	1	23314005	SPRING, COMPRESSION			X
3	1	39010014	SEAL, BEVEL, 13/16 x 3/32 x 1	X	39012001	
4	1	39055024	GASKET, COPPER	X	X	X
5	1	82111000	PISTON, CYL, MM, 3900, .31 STK, THD			
6	1	39T55006	GASKET, (1.004 x .107 x .080)	X	X	X
7	1	39V11020	WIPER, PRESS-IN, (5/8)	X	X	
N/A	N/A	60210110	KIT, SEAL, CYL, CM, 3900, SA	NOTED	N/A	N/A
N/A	N/A	6V210110	KIT, SEAL, CYL, CM, 3900, FKM	N/A	NOTED	N/A
N/A	N/A	61210110	KIT, SPRING, CYL, CM, 3900, SA	N/A	N/A	NOTED



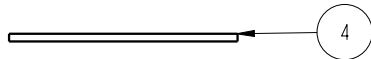
Body -
Not Replaceable



Assemble with lip side of seal facing bottom of piston.



USE ONLY ONE GASKET



Use only one gasket. The metal gasket is recommended when the cavity seal surface has every smooth finish and is flat and perpendicular to the minor diameter. The metal gasket must be torqued to a higher value, which is more resilient to machining vibrations providing long term sealing. The composite gasket is recommended when the cavity seal surface has a rough surface finish or is not flat.

See IS-2100 for machining and installation instructions. Lubricate all seals with clean hydraulic oil prior to assembly. DO NOT USE SILICONE BASED LUBRICANTS.

INSTALLATION TORQUE:
-Metal Gasket = 60 ft-lb
-Composite Gasket = 35 ft-lb
*Cylinders may need to be re-torqued after a break-in period of 3 weeks or 2,500 cycles for both gasket styles.

PARTS LIST



VEKTEK, INC.
1334 E. SIXTH AVE. P.O. BOX 625
EMPORIA, KS. 66801 U.S.A.

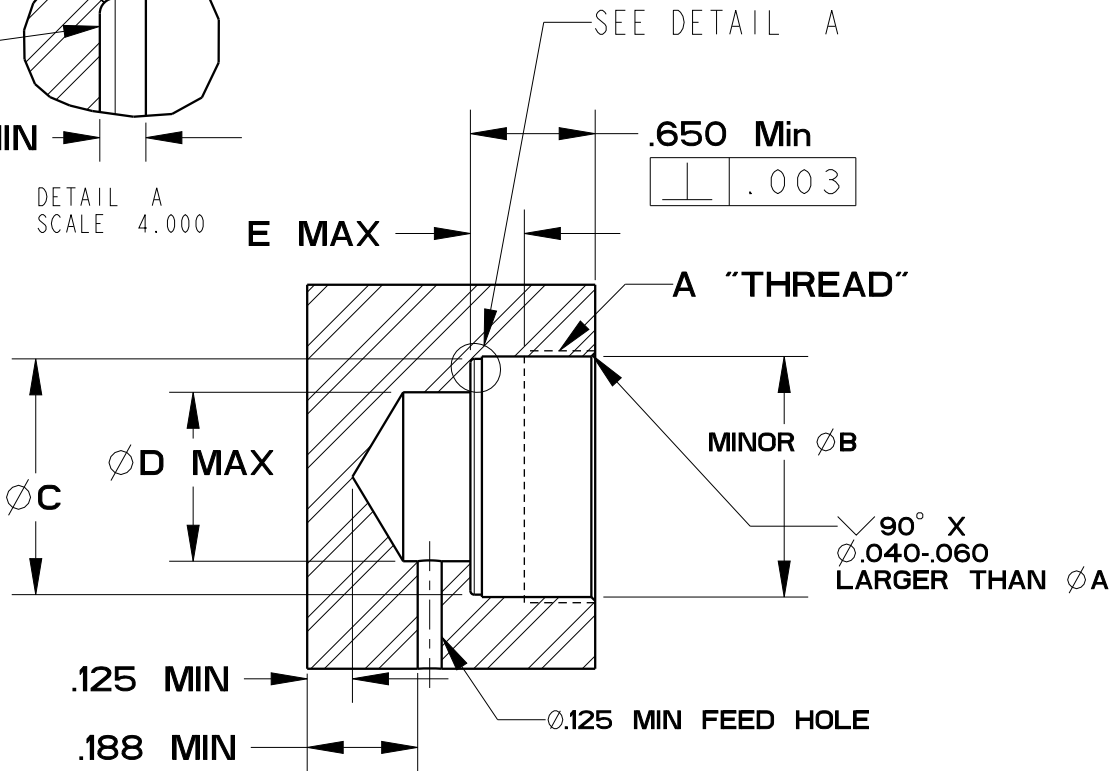
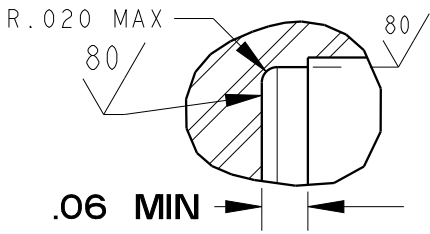
ASSEMBLIES AFFECTED
21-0110-04
21-0110-04F

PARTS LIST, ASSY, CYL, CM, 3900, .31 STRK, SA

SIZE A PL2103

REV N

N	4443	RELEASE	RLK	5/14/21
REV	IN ACCORDANCE WITH ECN	EFFECTIVE DATE	REVISED BY	DATE
DRW BY:	JACOB	DRAWING STATUS: Released		
DATE:	07-08-90	PRODUCTION APPROVED FOR RELEASED STATUS ONLY		



Tighten cylinders with a six point socket only !

Model No.	A	Metal Gasket Torque	Composite Gasket Torque	ØB	ØC	D	E
21-0102-00	3/8-24 UNF-2B	10 ft lb	NA	.335±.003	.325±.005	.13	.100
21-0104-02	5/8-18 UNF-2B	30 ft lb	15 ft lb	.572±.003	.545±.005	.31	.156
21-0105-03	3/4-16 UNF-2B	40 ft lb	20 ft lb	.690±.003	.662±.005	.38	.156
21-0105-04	3/4-16 UNF-2B	40 ft lb	20 ft lb	.690±.003	.662±.005	.38	.156
21-0105-05	3/4-16 UNF-2B	40 ft lb	20 ft lb	.690±.003	.662±.005	.38	.156
21-0105-06	3/4-16 UNF-2B	40 ft lb	20 ft lb	.690±.003	.662±.005	.38	.156
21-0108-04	1 1/16-16 UN-2B	50 ft lb	25 ft lb	1.002±.003	.923±.005	.63	.281
21-0108-05	1 1/16-16 UN-2B	50 ft lb	25 ft lb	1.002±.003	.923±.005	.63	.281
21-0108-08	1 1/16-16 UN-2B	50 ft lb	25 ft lb	1.002±.003	.923±.005	.63	.281
21-0110-04	1 5/16-16 UN-2B	NA	35 ft lb	1.253±.003	1.228±.005	.88	.281

*Cylinders may need to be re-torqued after a break-in period of 3 weeks or 2,500 cycles for both gasket styles.

Instruction Sheet



VEKTEK, INC.
1334 E. SIXTH AVE. P.O. BOX 625
EMPORIA, KS. 66801 U.S.A.

Model number
-See Chart-

Cavity Dimensions
Cartridge Mounted Cylinders

G	3041	RELEASE	BCD	11/9/16
REV	IN ACCORDANCE WITH ECN	EFFECTIVE DATE	REVISED BY	DATE
DRW BY:	DRAWING STATUS: Released			
DATE:	PRODUCTION APPROVED FOR RELEASED STATUS ONLY			

SIZE A	IS-2100	REV G
-----------	----------------	----------

FORM FEG041-IS-ASIZE, REV. B