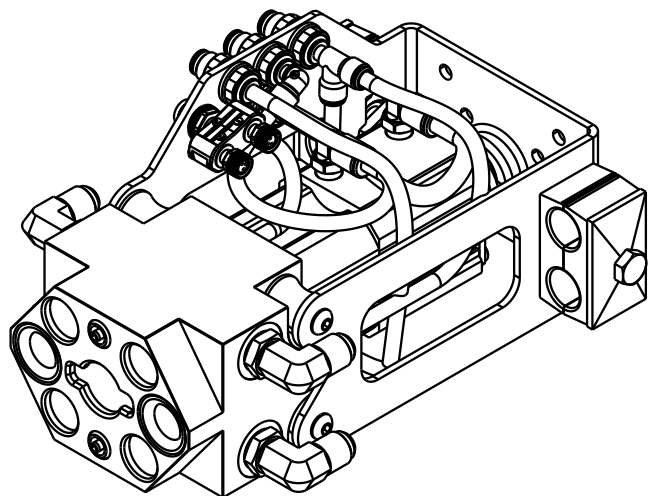
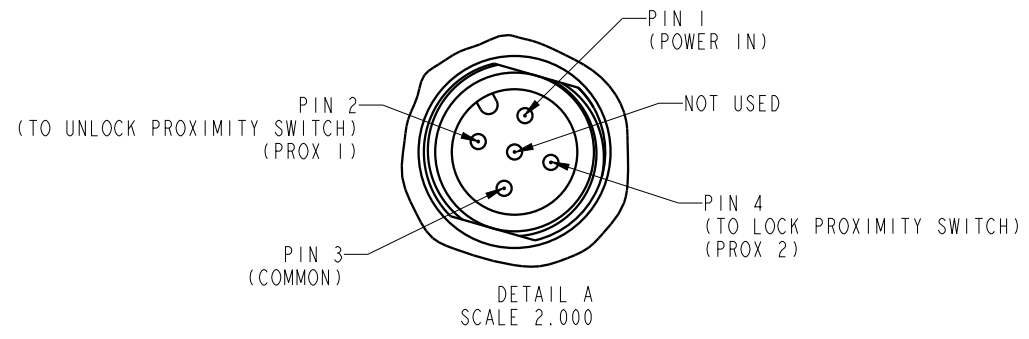
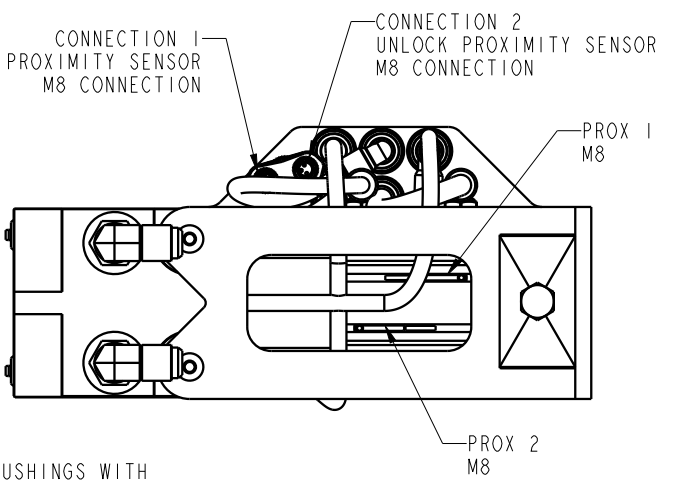
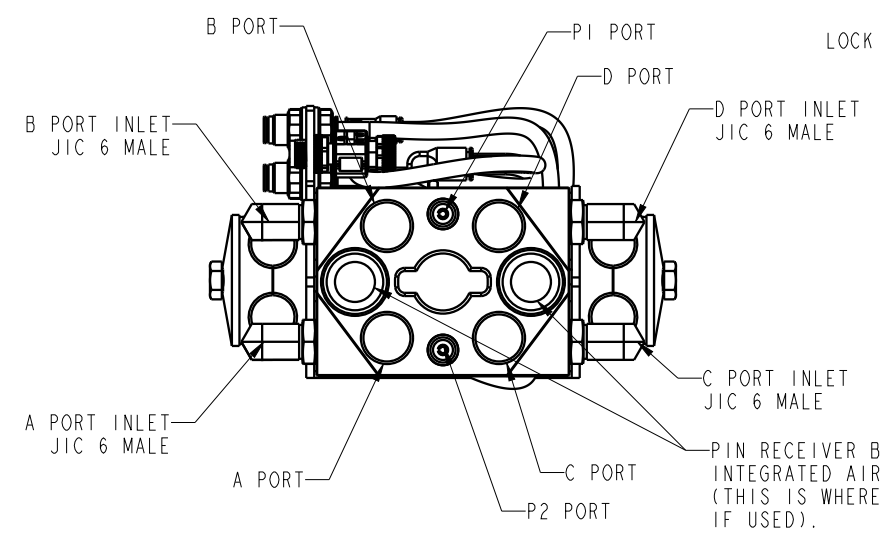
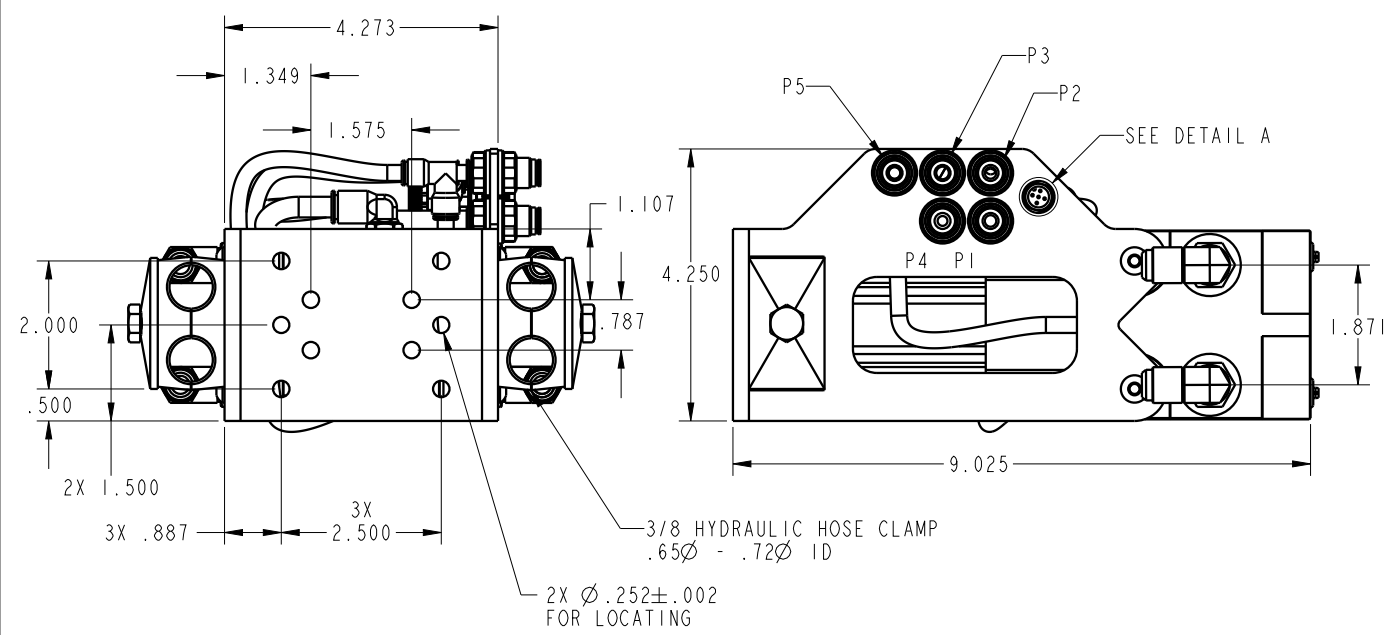


PNEUMATIC PORT INFORMATION		
PORT#	TYPE	DESCRIPTION
P1	1/4 PUSH FITTING	AIR PASS THRU 1
P2	1/4 PUSH FITTING	AIR PASS THRU 2
P3	1/4 PUSH FITTING	USED TO RETRACT INTERNAL CYLINDER UNLOCKING AUTOCOUPLER FROM PALLET RECEIVER USED DURING AUTOCOUPLER RETRACTION.
P4	1/4 PUSH FITTING	USED TO EXTEND INTERNAL CYLINDER LOCKING AUTOCOUPLER TO PALLET RECEIVER USED DURING AUTOCOUPLER EXTENSION.
P5	1/4 PUSH FITTING	COUPLING SURFACE BLOW OFF PORT. THIS PORT BLOWS AIR PAST THE ALIGNING PINS CLEARING THE AUTOCOUPLER/PALLET RECIEVER MATING SURFACE DURING THE COUPLING PROCEDURE.



ILC56001010 REV C ECN 5863



CAD CONTROL DRAWING			
		VEKTEK, INC. 1334 E. SIXTH AVE. P.O. BOX 625 EMPORIA, KS. 66801 U.S.A.	
C 5863	RELEASE	NPETERS	2/4/26
REV IN ACCORDANCE WITH ECN	EFFECTIVE DATE	REVISED BY	DATE
DRW BY: BDC	DRAWING STATUS: Released		56-0010-00 D
DATE: 7/31/23	PRODUCTION APPROVED FOR RELEASED STATUS ONLY		REFERENCE MODEL REF REV
		TOLERANCES DO NOT APPLY DIMENSIONS ARE NOMINAL	SIZE B
			ILC56001010 REV C
			FORM FEG036, Rev. B