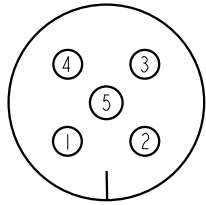
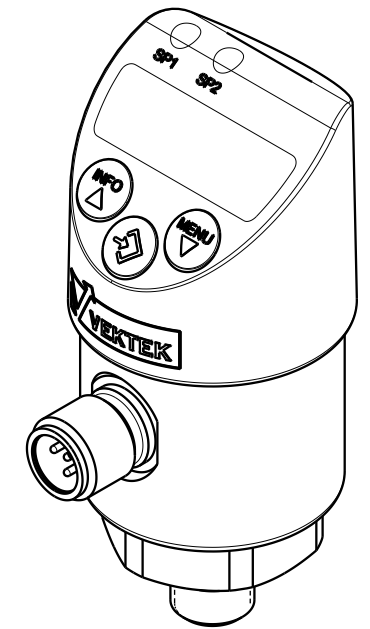
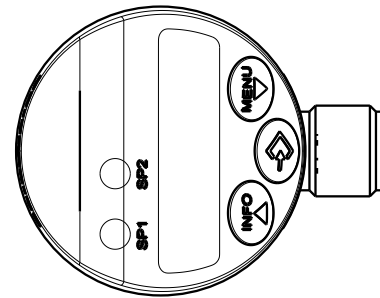


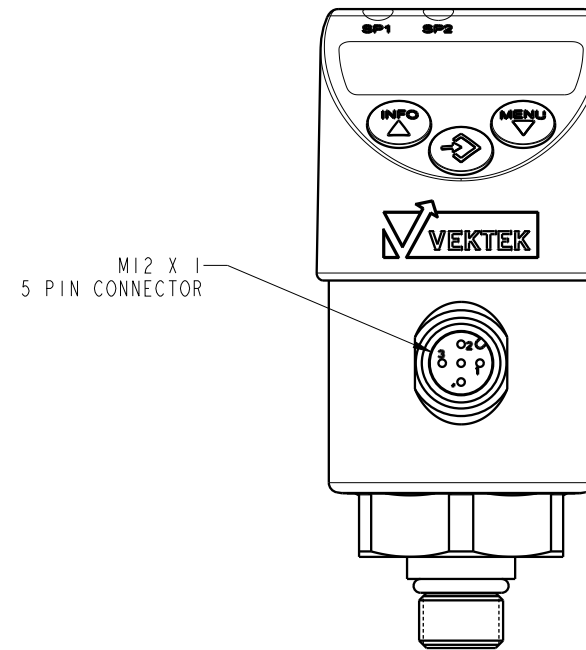
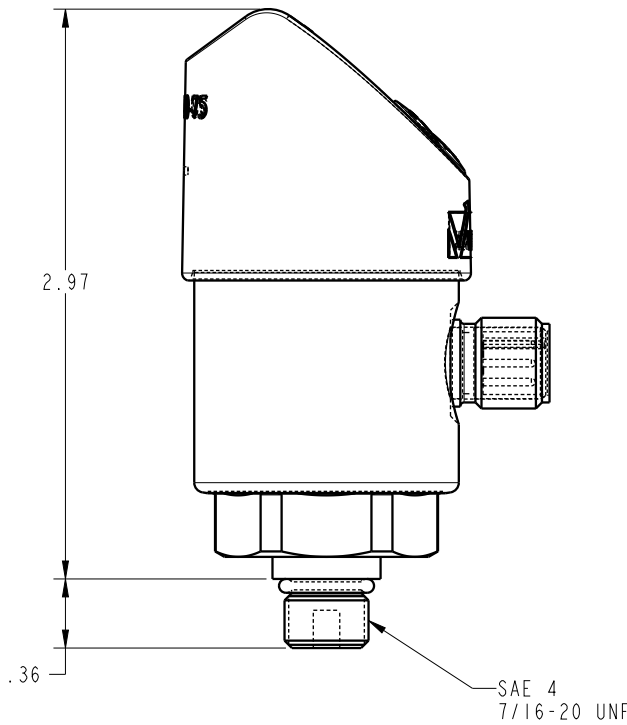

PLUG PIN	INPUT/OUTPUT
PIN 1, BROWN	+15-32 VDC
PIN 2, WHITE	ANALOG 4...20 mA
PIN 3, BLUE	0 V
PIN 4, BLACK	SP1 0.5 A MAX
PIN 5, GRAY	SP2 0.5 A MAX



M12 CONNECTION
ROTATED 135°



ILC70740075 REV A ECN 5160



CAD CONTROL
DRAWING



VEKTEK, INC.
1334 E. SIXTH AVE. P.O. BOX 625
EMPORIA, KS. 66801 U.S.A.

A	5160	RELEASE	KR	01/03/24	70740075	A	SWITCH, PRESSURE, ELCT, 5800 PSI, SAE 4
REV	IN ACCORDANCE WITH ECN	EFFECTIVE DATE	REVISED BY	DATE	REFERENCE MODEL	REF REV	*****
DRW BY:	KR	DRAWING STATUS: Released			TOLERANCES DO NOT APPLY DIMENSIONS ARE NOMINAL		SIZE B
DATE:	01/03/24	PRODUCTION APPROVED FOR RELEASED STATUS ONLY			ILC70740075		REV A

FORM FEG036, Rev. B

SHEET 1 OF 1