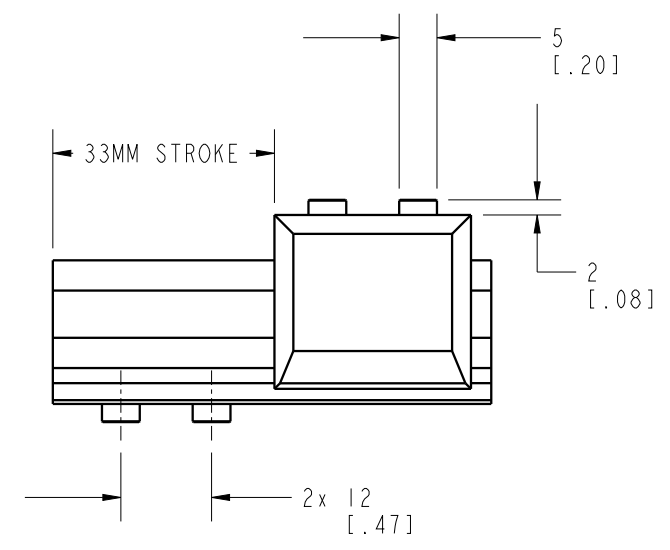


25
[.98]

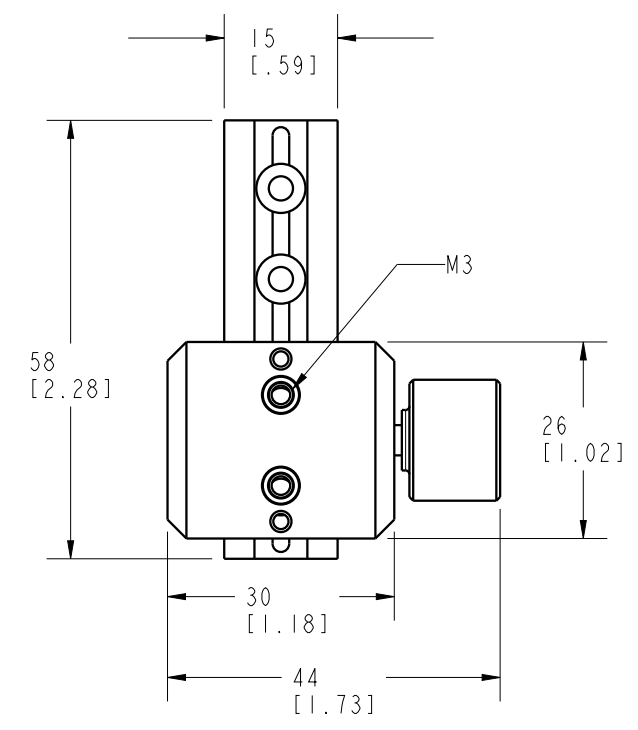


33MM STROKE

5
[.20]

2
[.08]

2 x 12
[.47]



15
[.59]

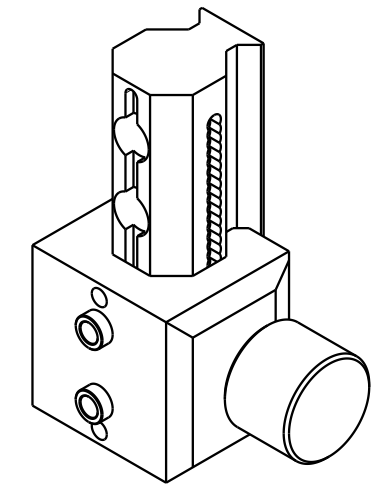
M3

58
[2.28]

26
[1.02]

30
[1.18]

44
[1.73]



ILCM-VUS-50 REV A ECN 5364

**CAD CONTROL
DRAWING**



VEKTEK, INC.
1334 E. SIXTH AVE. P.O. BOX 625
EMPORIA, KS. 66801 U.S.A.

A	5364	RELEASE	AJT	7/8/24
REV	IN ACCORDANCE WITH ECN	EFFECTIVE DATE	REVISED BY	DATE
DRW BY:	AJT	DRAWING STATUS: Released		
DATE:	7/8/24	PRODUCTION APPROVED FOR RELEASED STATUS ONLY		

VUS-50	A
REFERENCE MODEL	REF REV
TOLERANCES DO NOT APPLY DIMENSIONS ARE NOMINAL	UNITS mm [inch]

SIZE	REV
B	A
ILCM-VUS-50	
FORM FEG036, Rev. C	

SHEET 1 OF 1