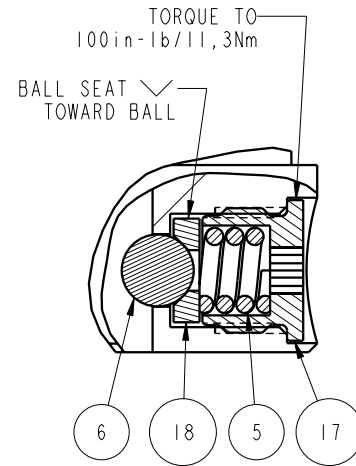
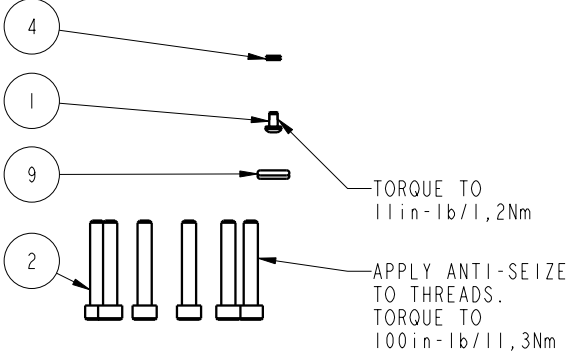
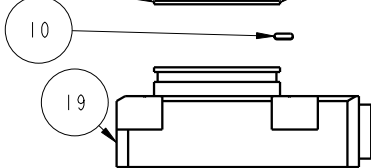
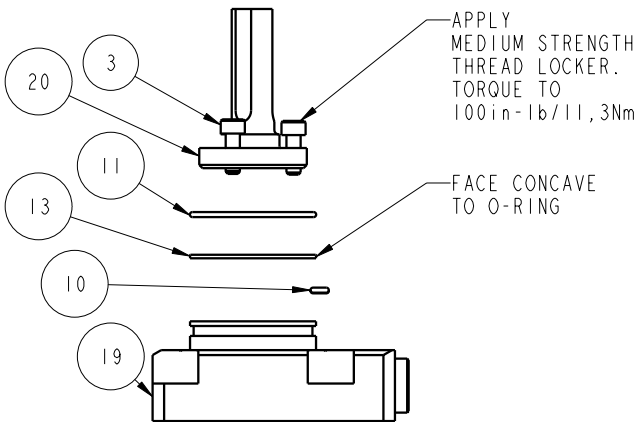
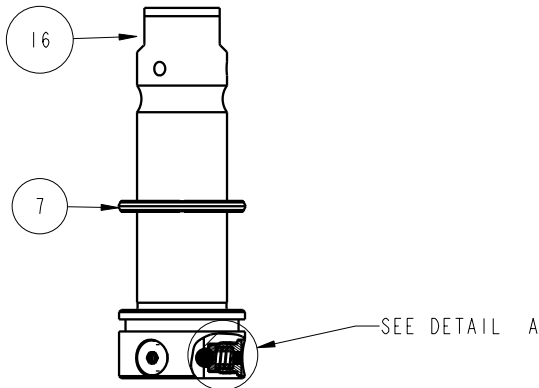


APPLY LUBRICANT TO ALL SEALS
PRIOR TO INSTALLATION.
DO NOT USE SILICONE TYPE LUBRICANTS.
FOR PROPER ARM MOUNTING SEE ISI505.



DETAIL A
SCALE 1.500



N/A	N/A	ISI505	INSTRUCTION SHEET, ARM INSTALLATION		
N/A	N/A	6V711042	SEAL KIT, FKM		
N/A	N/A	60711042	SEAL KIT, STANDARD		
20	1	81591824	CAM, SC, LP, 5000/22KN, STR, TC		
19	1	81541807	BASE, SC, BF, LP, 22KN		
18	3	81532108	SEAT, BALL, SC, LP, TC		
17	3	81532107	RETAINER, SC, LP, TC		
16	1	81511811	PLUNGER, SC, LP, 5000/22KN, DA, TC		
15	2	43068006	PLUG, 1/4 BSPP MALE		
14	1	39054008	BU RING, (-218), HYTREL	X	X
13	1	39054007	BU RING, (-030), 90 NBR	X	39054021
12	1	39053005	WIPER, SNAP-IN, (1-1/4), 90 FKM	X	X
11	1	39051042	O-RING, (-030), 1.814x.070, 90 HNBR	X	39V01021
10	2	39051041	O-RING, (-006), 1.14x.070, 90 HNBR	X	39V51041
9	2	39050042	O-RING, (-011), .301x.070, 90 AUD	X	39051025
8	1	39011060	SEAL, BEV, INSR, 1.25x.125x1.5, 85 HNBR	X	39052015
7	1	39011056	SEAL, CROWN, 1-9/16x1-3/4x5/32, 90AU		
6	3	23650004	BALL, TUNGSTEN-CARBIDE, 250		
5	3	23350066	SPRING, COMP, .296X.06X.31X.21, 903		
4	2	21500200	WASHER, .124x.207x.024, COPPER		
3	3	21500031	SHCS, M5 x 0.8 x 14, ALY		
2	10	21500023	SHCS, M5 X .8-6G X 30MM		
1	2	21500019	SCREW, CAP, BTNH, M3 X 6, ALY		
No.	QTY	PART No.	DESCRIPTION	Std. Seal Kit	FKM Seal Kit

PARTS LIST



VEKTEK, INC.
1334 E. SIXTH AVE. P.O. BOX 625
EMPORIA, KS. 66801 U.S.A.

ASSEMBLIES AFFECTED
41422225

PARTS LIST, ASSY, SC, LP, TC, BF, 22KN, DA, STR

SIZE
A MPL7166

REV
B

SHEET 1 OF 1

B	2583	RELEASE	JDW	10/29/13
REV	IN ACCORDANCE WITH ECN	EFFECTIVE DATE	REVISED BY	DATE
DRW BY:	JDW	DRAWING STATUS: Released		
DATE:	6-17-11	PRODUCTION APPROVED FOR RELEASED STATUS ONLY		

FORM FEG035_PL_ASIZE, REV. A

