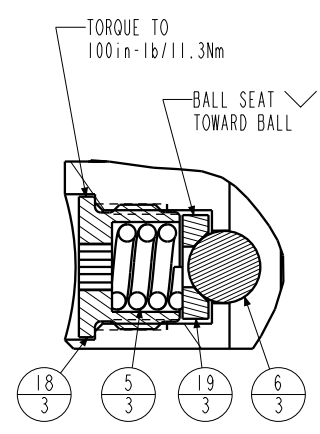
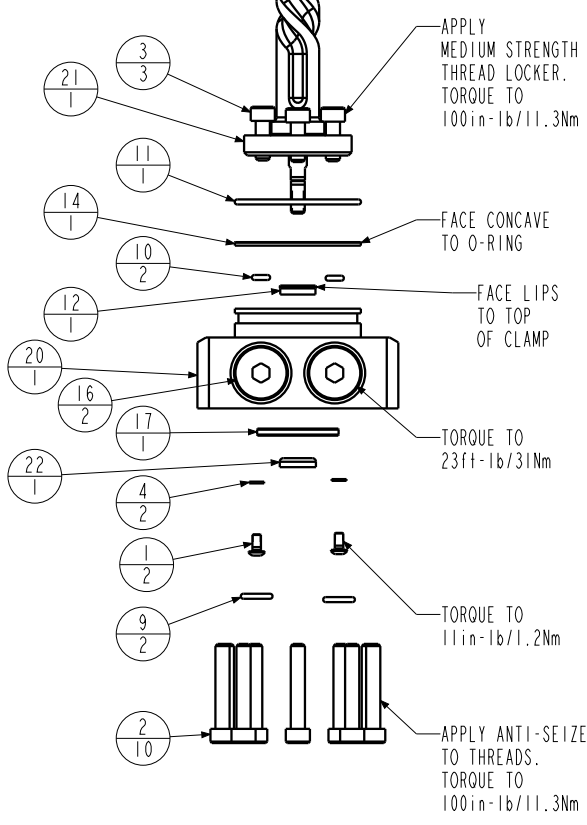
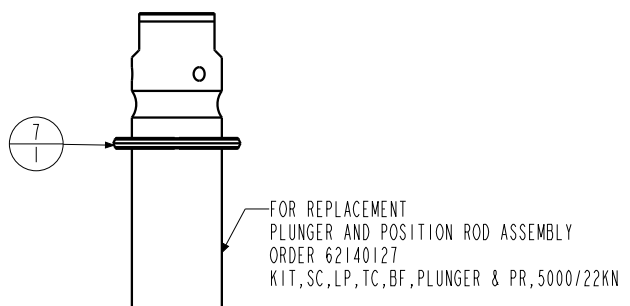


APPLY LUBRICANT TO ALL SEALS
PRIOR TO INSTALLATION.
DO NOT USE SILICONE TYPE LUBRICANTS.
FOR PROPER ARM MOUNTING SEE IS1505.



DETAIL A
SCALE 1.500



N/A	N/A	IS1505	INSTRUCTION SHEET, ARM INSTALLATION		
N/A	N/A	6V711048	SEAL KIT, FKM		
N/A	N/A	60711048	SEAL KIT, STANDARD		
22	1	39V10029	WIPER, PRESS-IN, (1/4)	X	X
21	1	81591833	CAM, SC, LP, 5000/22KN, LH, TC, PR		
20	1	81541817	BASE, SC, BF, LP, 22KN, PR		
19	3	81532108	SEAT, BALL, SC, LP, TC		
18	3	81532107	RETAINER, SC, LP, TC		
17	1	81500040	RING, LOCATOR, SC, LP, PR		
16	2	43068006	PLUG, 1/4 BSPP MALE		
15	1	39054008	BU RING, (-218)	X	X
14	1	39054007	BU RING, (-030)	X	39054021
13	1	39053005	WIPER, SNAP-IN, (1-1/4)	X	X
12	1	39052043	SEAL, LL, (1/4 X 1/8 X 1/8 X 1/2)	X	39V52043
11	1	39051042	O-RING, (-030)	X	39V01021
10	2	39051041	O-RING, (-006)	X	39V51041
9	2	39050042	O-RING, (-011)	X	39051025
8	1	39011060	SEAL, BEVEL W/HEEL INSERT, 1-1/4 x 1/8 x 1-1/2	X	39052015
7	1	39011056	SEAL, CROWN, 1-9/16 x 1-3/4 x 5/32	X	39V11056
6	3	23650004	BALL, TUNGSTEN-CARBIDE .250		
5	3	23350066	SPRING, COMPRESSION		
4	2	21500200	WASHER		
3	3	21500031	SHCS, M5 x 0.8 x 14, ALY		
2	10	21500023	SHCS, M5 x .8-66 x 30MM		
1	2	21500019	SCREW, CAP, BTMH, M3 x 6, ALY		
No.	QTY	PART No.	DESCRIPTION	Std. Seal Kit	FKM Seal Kit

PARTS LIST



ASSEMBLIES AFFECTED
41422222PR
41422222PRF

PARTS LIST, ASSY, SC, LP, TC, BF, 22KN, DA, LH, PR

SIZE A
MPL7212

REV C

C	5770	RELEASE	JDW	08/02/25
REV	IN ACCORDANCE WITH ECN	EFFECTIVE DATE	REVISED BY	DATE
DRW BY:	JDW	DRAWING STATUS: Released		
DATE:	10/16/13	PRODUCTION APPROVED FOR RELEASED STATUS ONLY		

